


SOH
SOHB
SOHM

SERO
PumpSystems







Self-Priming Side Channel Pump SOH. The All-Rounder.

- Light industry design
- Small footprint
- Versatile and reliable
- Many configurations by modular system
- Sealless magnetic drive available

Focused to the essentials.

SOH.
As powerful as
the big ones.

SOH
SOHB
SOHM



Construction

SOH SOHB SOHM 110-330	
Nozzle position	suction: radial (flange position on demand 90° 180° 270°) discharge: radial (flange position on demand 90° 180° 270°)
Flanges	Oval flange PN 16 - for nom. pipe width 1" - 1 ¼" - 1 ½"
Shaft seal	single, unbalanced mechanical seal gland packing sealless with magnetic coupling
Bearing (hydraulic end)	Application specific choice of bearing bushings made of carbon graphite, bronze or SiC (silicon carbide) available.
Bearing (drive end)	One heavy single-row ball bearing with lifetime grease-filling.
Direction of rotation	clockwise (seen from drive end)

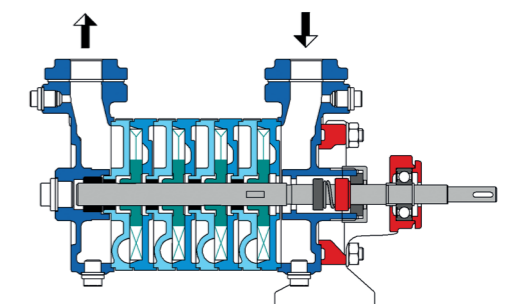
Operating Data

SOH SOHB SOHM 110-330	
Flow rates	0,3 up to 7,5 m ³ /h (1450 1/min) 0,3 up to 9 m ³ /h (1750 1/min)
Heads	up to 160 m (1450 1/min) up to 235 m (1750 1/min)
Speed	900 - 1800 1/min
Temperature	-20 °C bis +120 °C
Nom. Pressure	max. 16 bar

Features

- 1** Easy to install oval compact flanges PN 16 ensuring safety. Counter flanges included in delivery.
- 2** Side channel hydraulic taken from heavy industrial pump SRZ (acc. to DIN EN 734).
- 3** Oversized bearing bushing ensures quiet running and increased process reliability. No second mechanical seal required.
- 4** Flange arrangement top-top. Ideal for self-priming duties. Flange position at 90°, 180° or 270° available on demand.
- 5** Easy to maintain wear parts by favorable access.
- 6** Specific models for special applications are available:
 - SOHB (Close coupled block design for limited space and ideal alignment)
 - SOHM (Sealless with magnetic coupling)

The SOHM is an ultra-compact and close coupled mag-drive pump. It ensures an entirely seal between process fluid and atmosphere. Therefore it complies with labor-, security- and environmental regulations.



Material specifications

	cast iron (10)	cast iron (12)	ductile iron (60)	ductile iron (62)	stainless steel (32)
Casings	GJS 400-18	GJS 400-18	GJS 400-18	GJS 400-18	1.4408
Inner stage casings	GJL 200	GJL 200	GJS 400-15	GJS 400-15	1.4470
Shaft	1.4021	1.4021	1.4021	1.4021	1.4571
Impeller	CuZn40Al2	1.4059	CuZn40Al2	1.4059	1.4581
Bearing bushing	Bronze	Carbon	Bronze	Carbon	Carbon
Split can (SOHM)	2.4602 [Hastelloy C4]				
Lantern	GJL 200 [SOHB] GD-AlSiCu3 [SOHM]				

[Subject to modifications]

Performance range at 1450 min⁻¹

